

Airport Arrival Performance

By carrier with drilldown to departure airport and flight

LHR - Heathrow Airport
London, EN United Kingdom

Apr 1, 2006 - Apr 30, 2006

Report Date: May 08, 2006

Page Count: 5 (including cover page)

Query Parameters:

Date Range

Starting: 4/1/2006

Ending: 4/30/2006

Airport: LHR - Heathrow Airport - London, EN United Kingdom

Carriers: All Carriers

Include 'all cargo' carriers? No

Include non-scheduled flights? No

Delay Thresholds:

Late: Flight delayed 15+ minutes

Very Late: Flight delayed 30+ minutes

Excessive: Flight delayed 45+ minutes

Abstract

This FlightStats report provides detailed ontime arrival performance metrics for all carriers serving the specified airport. Performance metrics include the number of ontime and late arrivals along with the delay statistics of average delay, standard deviation, minimum delay and maximum delay. The information is summarized by carrier with two levels of drilldown. The first drilldown summarizes the carrier performance information by departure airport. The second level of drilldown lists all of the flights that represent the route, sorted by flight number. Primary query parameters are arrival airport and date range. Optional parameters include a carrier filter and the ability to limit the report to carriers operating more than the specified number of flights.

Disclaimer

Customer acknowledges that all data provided or available through FlightStats is owned either by Conducive Technology, Lennoc BV or by third-party data providers (the "Owners"), and that Customer shall not acquire any ownership or interest whatsoever in such data. FlightStats data is solely for the benefit and purposes of Customer, and Customer is prohibited from publishing or selling, sublicensing, or otherwise transferring any part of the data to third parties, without written permission from Conducive.

The information contained in FlightStats reports has been compiled from various sources, and the Owners disclaim all responsibility for checking and verifying that the underlying data is 100% accurate. Consequently, the data is provided "as is" and Conducive provides no warranties of any type to Customer. Conducive and its data providers are not liable for any consequential damages or financial loss caused by any person's reliance on the data.

Company Information

FlightStats North America
Conducive Technology Corp.
735 SW 20th Place
Suite 220
Portland, Oregon 97205 USA
Tel. +1 (503) 274-0938
Fax: +1 (503) 274-0939

FlightStats Europe
Lennoc BV
The Gallery
Arnhemsestraat 47, 6971 AP
Brummen, The Netherlands
Tel: +31 (0)575 567046
Fax: +31 (0)575 563042

Copyright© 2005-2006 Conducive Technology Corp., and Lennoc BV

Visit the FlightStats website at www.flightstats.com

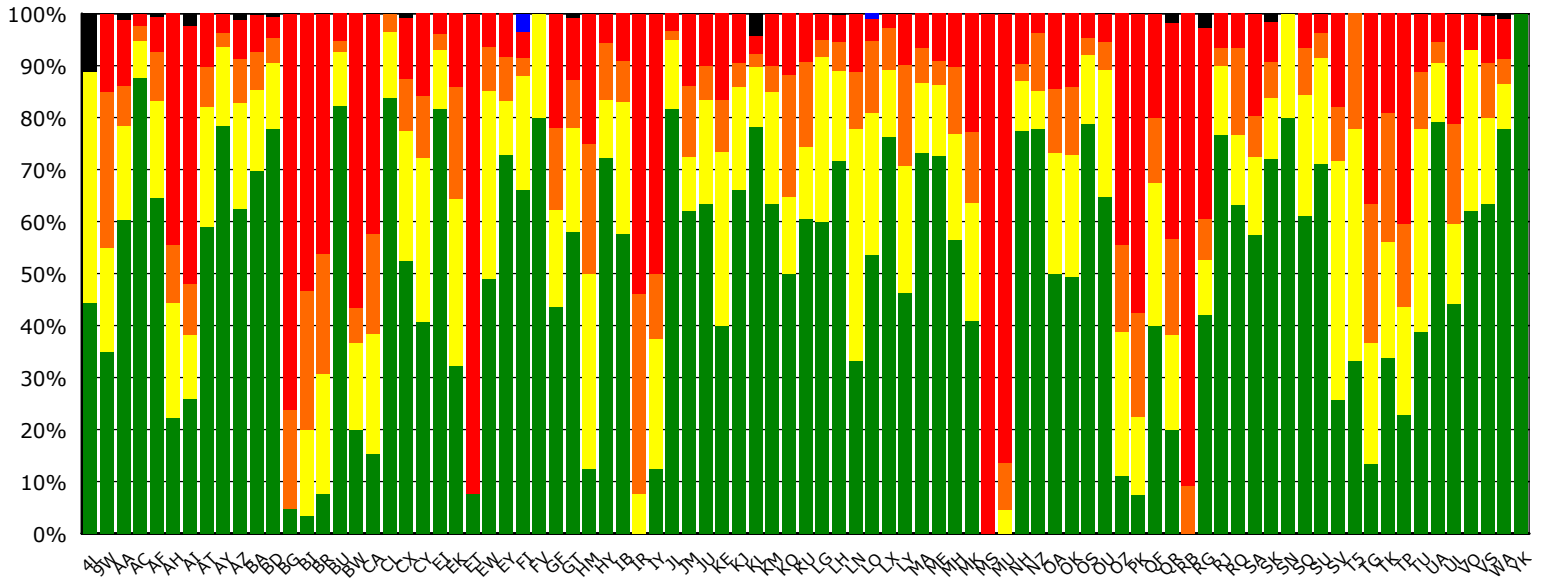
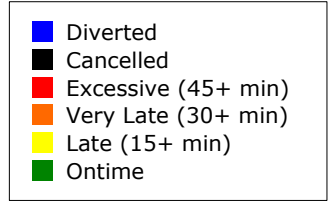
Airport Arrival Performance

By carrier with drilldown to departure airport and flight

Date Range: Apr 1, 2006 - Apr 30, 2006

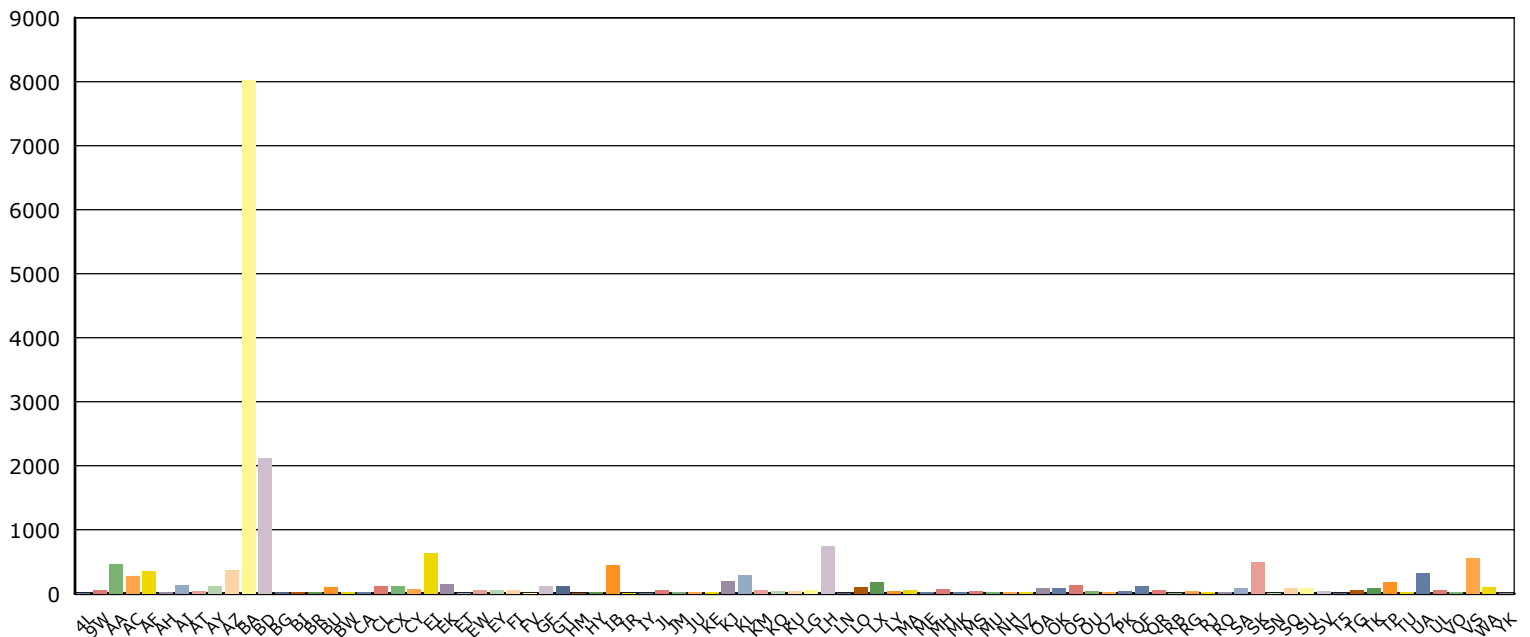
Arrival: LHR - Heathrow Airport (London, EN United Kingdom)

Carrier Performance



Carrier Service

Total Number of Arrivals



Airport Arrival Performance

By carrier with drilldown to departure airport and flight

Date Range: Apr 1, 2006 - Apr 30, 2006

Arrival: LHR - Heathrow Airport (London, EN United Kingdom)

Carrier	Flights	Ontime	Late	Very Late	Excessive	Avg	SD	Min	Max	Cancelled	Diverted
4L Air Astana	9	4 44.4%	4 44.4%	0 0.0%	0 0.0%	21	3	18	25	1 11.1%	0 0.0%
9W Jet Airways (India)	60	21 35.0%	12 20.0%	18 30.0%	9 15.0%	42	28	15	150	0 0.0%	0 0.0%
AA American Airlines	468	283 60.5%	84 17.9%	36 7.7%	59 12.6%	45	40	15	261	6 1.3%	0 0.0%
AC Air Canada	267	234 87.6%	19 7.1%	8 3.0%	6 2.2%	42	58	15	310	0 0.0%	0 0.0%
AF Air France	345	223 64.6%	64 18.6%	33 9.6%	23 6.7%	34	19	15	94	2 0.6%	0 0.0%
AH Air Algerie	18	4 22.2%	4 22.2%	2 11.1%	8 44.4%	57	33	19	122	0 0.0%	0 0.0%
AI Air-India	131	34 26.0%	16 12.2%	13 9.9%	65 49.6%	99	106	16	526	3 2.3%	0 0.0%
AT Royal Air Maroc	39	23 59.0%	9 23.1%	3 7.7%	4 10.3%	38	25	15	100	0 0.0%	0 0.0%
AY Finnair	111	87 78.4%	17 15.3%	3 2.7%	4 3.6%	27	14	15	58	0 0.0%	0 0.0%
AZ Alitalia	371	232 62.5%	75 20.2%	32 8.6%	28 7.5%	38	38	15	345	4 1.1%	0 0.0%
BA British Airways	8020	5605 69.9%	1237 15.4%	589 7.3%	578 7.2%	39	38	15	736	11 0.1%	0 0.0%
BD bmi	2119	1647 77.7%	273 12.9%	102 4.8%	84 4.0%	33	28	15	378	13 0.6%	0 0.0%
BG Biman Bangladesh	21	1 4.8%	0 0.0%	4 19.0%	16 76.2%	114	104	36	378	0 0.0%	0 0.0%
BI Royal Brunei Airline	30	1 3.3%	5 16.7%	8 26.7%	16 53.3%	53	24	15	118	0 0.0%	0 0.0%
BR EVA Air	26	2 7.7%	6 23.1%	6 23.1%	12 46.2%	59	53	19	222	0 0.0%	0 0.0%
BU Braathens	96	79 82.3%	10 10.4%	2 2.1%	5 5.2%	37	33	15	145	0 0.0%	0 0.0%
BW BWIA	30	6 20.0%	5 16.7%	2 6.7%	17 56.7%	74	44	17	184	0 0.0%	0 0.0%
CA Air China Internati	26	4 15.4%	6 23.1%	5 19.2%	11 42.3%	58	48	15	231	0 0.0%	0 0.0%
CL Lufthansa Cityline	118	99 83.9%	15 12.7%	4 3.4%	0 0.0%	24	7	15	39	0 0.0%	0 0.0%
CX Cathay Pacific Airw	120	63 52.5%	30 25.0%	12 10.0%	14 11.7%	46	76	15	583	1 0.8%	0 0.0%
CY Cyprus Airways	76	31 40.8%	24 31.6%	9 11.8%	12 15.8%	46	45	15	205	0 0.0%	0 0.0%
EI Aer Lingus	635	519 81.7%	72 11.3%	19 3.0%	25 3.9%	34	25	15	153	0 0.0%	0 0.0%
EK Emirates	149	48 32.2%	48 32.2%	32 21.5%	21 14.1%	38	30	15	233	0 0.0%	0 0.0%
ET Ethiopian Airlines	13	1 7.7%	0 0.0%	0 0.0%	12 92.3%	82	27	45	122	0 0.0%	0 0.0%
EW Erowings	47	23 48.9%	17 36.2%	4 8.5%	3 6.4%	26	13	15	60	0 0.0%	0 0.0%
EY Etihad Airways	48	35 72.9%	5 10.4%	4 8.3%	4 8.3%	48	32	18	108	0 0.0%	0 0.0%
FI Icelandair	59	39 66.1%	13 22.0%	2 3.4%	3 5.1%	27	16	15	64	0 0.0%	2 3.4%
FV Pulkovo Aviation	5	4 80.0%	1 20.0%	0 0.0%	0 0.0%	21	0	21	21	0 0.0%	0 0.0%
GF Gulf Air	119	52 43.7%	22 18.5%	19 16.0%	26 21.8%	56	58	15	387	0 0.0%	0 0.0%
GT GB Airways	119	69 58.0%	24 20.2%	11 9.2%	14 11.8%	41	38	15	225	1 0.8%	0 0.0%
HM Air Seychelles	8	1 12.5%	3 37.5%	2 25.0%	2 25.0%	43	42	15	136	0 0.0%	0 0.0%
HY Uzbekistan Airways	18	13 72.2%	2 11.1%	2 11.1%	1 5.6%	35	17	18	59	0 0.0%	0 0.0%
IB Iberia	449	259 57.7%	114 25.4%	35 7.8%	41 9.1%	38	49	15	530	0 0.0%	0 0.0%
IR Iran Air	13	0 0.0%	1 7.7%	5 38.5%	7 53.8%	58	40	15	171	0 0.0%	0 0.0%
IY Yemen Airways	8	1 12.5%	2 25.0%	1 12.5%	4 50.0%	124	93	15	212	0 0.0%	0 0.0%
JL JAL	60	49 81.7%	8 13.3%	1 1.7%	2 3.3%	33	28	15	93	0 0.0%	0 0.0%
JM Air Jamaica	29	18 62.1%	3 10.3%	4 13.8%	4 13.8%	59	56	20	216	0 0.0%	0 0.0%
JU Jat Airways	30	19 63.3%	6 20.0%	2 6.7%	3 10.0%	42	36	15	132	0 0.0%	0 0.0%
KE Korean Air Lines	30	12 40.0%	10 33.3%	3 10.0%	5 16.7%	39	23	19	98	0 0.0%	0 0.0%
KJ British Mediterrane	192	127 66.1%	38 19.8%	9 4.7%	18 9.4%	49	81	15	624	0 0.0%	0 0.0%
KL KLM	282	221 78.4%	32 11.3%	7 2.5%	10 3.5%	32	19	15	98	12 4.3%	0 0.0%
KM Air Malta	60	38 63.3%	13 21.7%	3 5.0%	6 10.0%	34	19	15	87	0 0.0%	0 0.0%
KQ Kenya Airways	34	17 50.0%	5 14.7%	8 23.5%	4 11.8%	40	23	15	108	0 0.0%	0 0.0%
KU Kuwait Airways	43	26 60.5%	6 14.0%	7 16.3%	4 9.3%	49	57	16	262	0 0.0%	0 0.0%
LG Luxair	60	36 60.0%	19 31.7%	2 3.3%	3 5.0%	32	32	15	158	0 0.0%	0 0.0%
LH Lufthansa	735	528 71.8%	126 17.1%	41 5.6%	39 5.3%	33	21	15	155	1 0.1%	0 0.0%
LN Libyan Arab Airline	9	3 33.3%	4 44.4%	1 11.1%	1 11.1%	30	12	16	46	0 0.0%	0 0.0%
LO LOT - Polish Airline	95	51 53.7%	26 27.4%	13 13.7%	4 4.2%	28	13	15	70	0 0.0%	1 1.1%
LX SWISS	186	142 76.3%	24 12.9%	15 8.1%	5 2.7%	30	12	15	59	0 0.0%	0 0.0%
LY El Al	41	19 46.3%	10 24.4%	8 19.5%	4 9.8%	45	46	15	230	0 0.0%	0 0.0%
MA Malev-Hungarian A	60	44 73.3%	8 13.3%	4 6.7%	4 6.7%	41	29	15	117	0 0.0%	0 0.0%
ME Middle East Airlines	22	16 72.7%	3 13.6%	1 4.5%	2 9.1%	49	38	20	111	0 0.0%	0 0.0%
MH Malaysia Airline	78	44 56.4%	16 20.5%	10 12.8%	8 10.3%	48	47	15	243	0 0.0%	0 0.0%
MK Air Mauritius	22	9 40.9%	5 22.7%	3 13.6%	5 22.7%	45	28	17	100	0 0.0%	0 0.0%
MS Egyptair	34	0 0.0%	0 0.0%	0 0.0%	34 100.0%	80	25	53	194	0 0.0%	0 0.0%

Airport Arrival Performance

By carrier with drilldown to departure airport and flight

Date Range: Apr 1, 2006 - Apr 30, 2006

Arrival: LHR - Heathrow Airport (London, EN United Kingdom)

Carrier	Flights	Ontime	Late	Very Late	Excessive	Avg	SD	Min	Max	Cancelled	Diverted
MU China Eastern Airlin	22	0 0.0%	1 4.5%	2 9.1%	19 86.4%	96	66	27	326	0 0.0%	0 0.0%
NH ANA	31	24 77.4%	3 9.7%	1 3.2%	3 9.7%	38	21	18	71	0 0.0%	0 0.0%
NZ Air New Zealand	27	21 77.8%	2 7.4%	3 11.1%	1 3.7%	36	17	16	63	0 0.0%	0 0.0%
OA Olympic Airlines	90	45 50.0%	21 23.3%	11 12.2%	13 14.4%	47	40	15	170	0 0.0%	0 0.0%
OK CSA	85	42 49.4%	20 23.5%	11 12.9%	12 14.1%	52	89	15	603	0 0.0%	0 0.0%
OS Austrian	127	100 78.7%	17 13.4%	4 3.1%	6 4.7%	30	15	15	61	0 0.0%	0 0.0%
OU Croatia Airlines	37	24 64.9%	9 24.3%	2 5.4%	2 5.4%	30	19	15	78	0 0.0%	0 0.0%
OZ Asiana Airlines	18	2 11.1%	5 27.8%	3 16.7%	8 44.4%	52	30	23	129	0 0.0%	0 0.0%
PK Pakistan Internatio	40	3 7.5%	6 15.0%	8 20.0%	23 57.5%	68	50	15	279	0 0.0%	0 0.0%
QF Qantas Airways	120	48 40.0%	33 27.5%	15 12.5%	24 20.0%	54	65	15	388	0 0.0%	0 0.0%
QR Qatar Airways	60	12 20.0%	11 18.3%	11 18.3%	25 41.7%	54	28	17	120	1 1.7%	0 0.0%
RB Syrian Arab Airline	11	0 0.0%	0 0.0%	1 9.1%	10 90.9%	134	86	36	358	0 0.0%	0 0.0%
RG Varig	38	16 42.1%	4 10.5%	3 7.9%	14 36.8%	87	85	16	305	1 2.6%	0 0.0%
RJ Royal Jordanian	30	23 76.7%	4 13.3%	1 3.3%	2 6.7%	37	29	15	99	0 0.0%	0 0.0%
RO Tarom	30	19 63.3%	4 13.3%	5 16.7%	2 6.7%	34	20	15	85	0 0.0%	0 0.0%
SA South African Airw.	87	50 57.5%	13 14.9%	7 8.0%	17 19.5%	48	32	15	157	0 0.0%	0 0.0%
SK SAS	490	353 72.0%	58 11.8%	34 6.9%	37 7.6%	39	25	15	141	8 1.6%	0 0.0%
SN SN Brussels Airline	5	4 80.0%	1 20.0%	0 0.0%	0 0.0%	20	0	20	20	0 0.0%	0 0.0%
SQ Singapore Airlines	90	55 61.1%	21 23.3%	8 8.9%	6 6.7%	34	22	15	98	0 0.0%	0 0.0%
SU Aeroflot	83	59 71.1%	17 20.5%	4 4.8%	3 3.6%	30	17	15	82	0 0.0%	0 0.0%
SV Saudia	39	10 25.6%	18 46.2%	4 10.3%	7 17.9%	38	29	15	126	0 0.0%	0 0.0%
T5 Turkmenistan	9	3 33.3%	4 44.4%	2 22.2%	0 0.0%	24	8	15	36	0 0.0%	0 0.0%
TG Thai Airways Interr	60	8 13.3%	14 23.3%	16 26.7%	22 36.7%	42	18	15	80	0 0.0%	0 0.0%
TK Turkish Airlines	89	30 33.7%	20 22.5%	22 24.7%	17 19.1%	41	24	15	129	0 0.0%	0 0.0%
TP TAP-Air Portugal	188	43 22.9%	39 20.7%	30 16.0%	76 40.4%	51	29	15	169	0 0.0%	0 0.0%
TU Tunis Air	18	7 38.9%	7 38.9%	2 11.1%	2 11.1%	28	15	16	65	0 0.0%	0 0.0%
UA United Airlines	328	260 79.3%	37 11.3%	13 4.0%	18 5.5%	38	28	15	146	0 0.0%	0 0.0%
UL Sri Lankan Airlines	52	23 44.2%	8 15.4%	10 19.2%	11 21.2%	64	79	15	342	0 0.0%	0 0.0%
VO Tyrolean Airways	29	18 62.1%	9 31.0%	0 0.0%	2 6.9%	27	15	15	57	0 0.0%	0 0.0%
VS Virgin Atlantic Airw	558	354 63.4%	93 16.7%	58 10.4%	51 9.1%	40	35	15	341	2 0.4%	0 0.0%
WA KLM Cityhopper	104	81 77.9%	9 8.7%	5 4.8%	8 7.7%	40	25	15	97	1 1.0%	0 0.0%
YK Kibris Turk Hava Y	9	9 100.0%	0 0.0%	0 0.0%	0 0.0%					0 0.0%	0 0.0%
Totals for LHR	19300	12915 66.9%	3109 16.1%	1465 7.6%	1740 9.0%	42	42	15	736	68 0.4%	3 0.0%